

Product Discontinuation

Vision Sensors / Machine Vision System

STC-HD853HDMI



Recommended Replacement

Vision Sensors / Machine Vision System

STC-HD213DV



[Final order entry date]

The end of April 2024

[Date of The Last Shipping]

The end of March 2025

[Scheduled date of maintenance close]

The end of March 2030

[Caution on recommended replacement]

Since the external dimensions and mounting dimensions are different, please review the installation environment according to the changed camera specifications.

Also, since the specification of the camera are different, the image capture time and image brightness may change depending on the customer's usage environment. Please perform performance verification in advance before using.

[Difference from discontinued product]

Recommended replacement Model	Body Color	Dimensions	Wire connection	Mounting Dimensions	Characteristics	Operation ratings	Operation methods
STC-HD213DV	--	--	**	--	--	**	**

** : Compatible

* : The change is a little/Almost compatible



-- : Not compatible

- : No corresponding specification

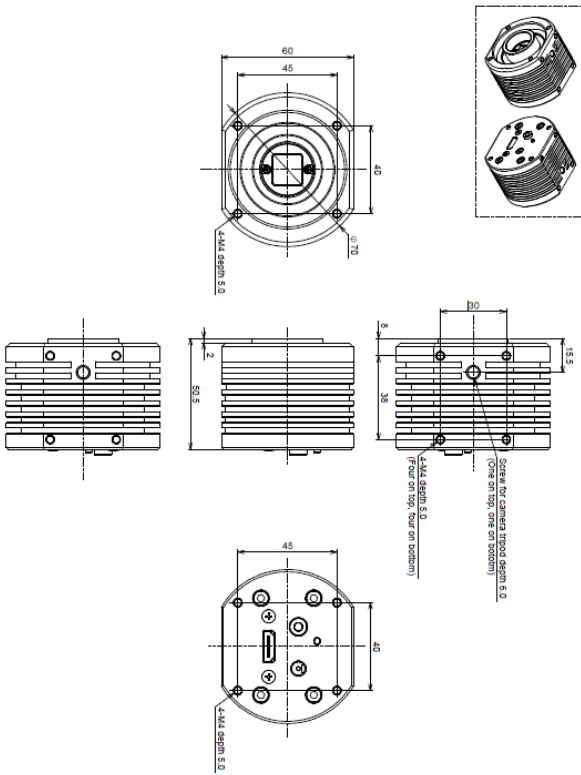
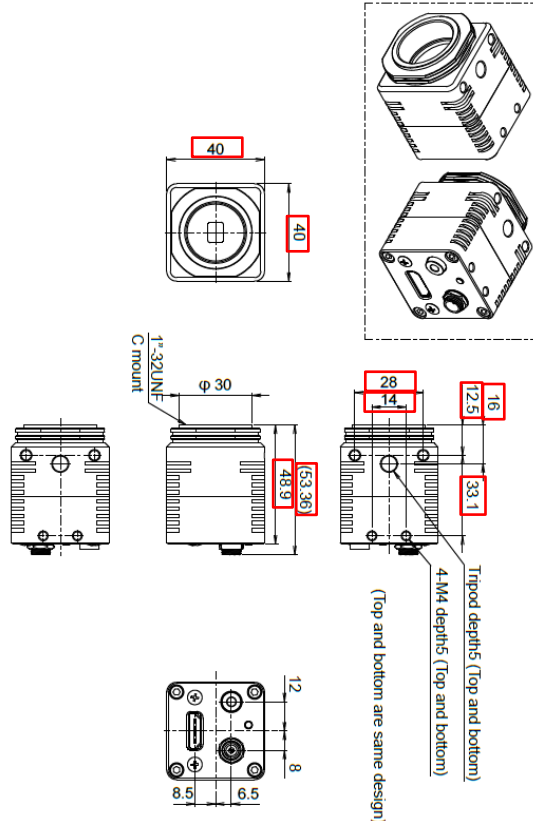
[Product Discontinuation and recommended replacement]

Product discontinuation	Recommended replacement
STC-HD853HDMI	STC-HD213DV

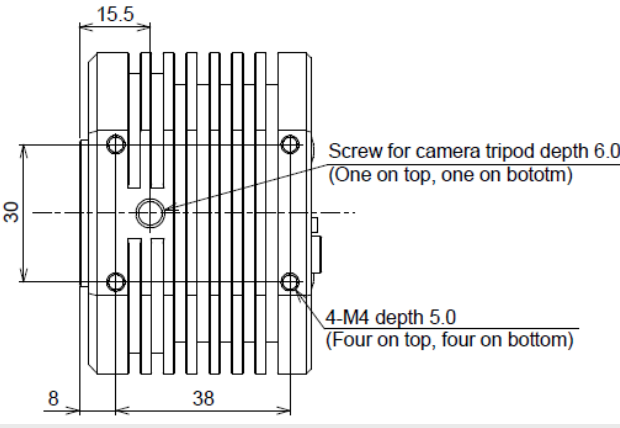
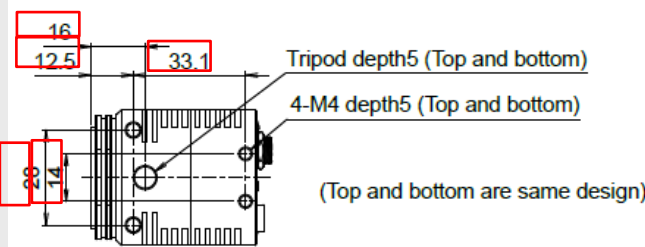
[Body color]

Product discontinuation Model STC-HD853HDMI	Recommendable replacement Model STC-HD213D
Camera appearance Silver on the lens mount side, blue on the connector side 	Camera appearance Body color is Black 

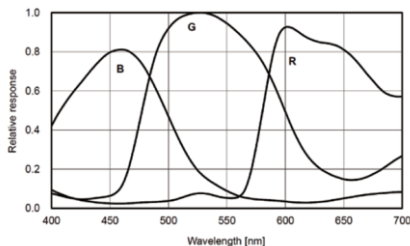
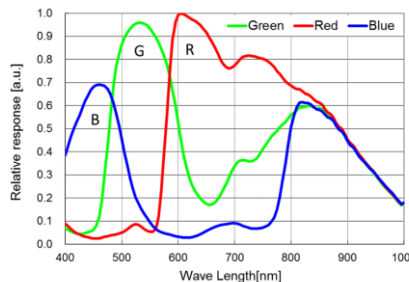
[Dimensions]

Product discontinuation Model STC-HD853HDMI	Recommendable replacement Model STC-HD213D
Dimensions $\Phi 70 \times 60 \text{ (H)} \times 50.7 \text{ (D)}$ mm 	Dimensions The external dimensions are different. $40 \text{ (W)} \times 40 \text{ (H)} \times 48.9 \text{ (D)}$ mm. 

[Mounting dimensions]

<p>Product discontinuation Model STC-HD853HDMI</p>	<p>Recommendable replacement Model STC-HD213DV</p>
<p>Camera fixing screw position Two 1/4" Tripod screw holes: (One on top and bottom plate) Eight M4 screws holes: (Four on top and bottom plate)</p> 	<p>Camera fixing screw position The positions of the screw holes are different. Two 1/4" Tripod screw holes: (One on top and bottom plate) Eight M4 screws holes: (Four on top and bottom plate)</p> 

[Characteristics]

Item	Product discontinuation Model STC-HD853HDMI	Recommendable replacement Model STC-HD213DV
Image Sensor	1/2.5" 8.51M	1/2.8" 2M
HD Active Picture Elements	3,840 (H) x 2,160 (V)	1,920 (H) x 1,080 (V)
Cell Size	1.62 (H) x 1.62 (V) μm	2.9 (H) x 2.9 (V) μm
Video Output	HDMI (RGB 8bit 4:4:4)	DVI 1.0 conformity RGB
	2160P59.94 / 2160P60 / 2160P50 / 2160P29.97 / 2160P30 / 2160P25, 1080P59.94 / 1080P60 / 1080P50 / 1080P119.88 / 1080P120 / 1080P100	1080p60 / 1080p59.94 / 1080p50 / 1080p30 / 1080p29.97 / 1080p25 /1080i60 / 1080i59.94 / 1080i50 / 720p60 / 720p59.94 / 720p50
Shutter Speed	16.4 μ seconds to 39.90 m seconds	30 μ seconds to 2.12seconds
Gain	0 to 27 dB	0 to 45 dB
Sensitivity/Minimum Scene Illumination	1,070 Lux	0.4 Lux (Maximum Gain) @ F1.4
Consumption	6.0 W	Less than 3.2 W
Weight	Approximately 300 g	Approximately 129 g
Spectral Sensitivity Characteristics		

Specifications and prices in this product news are as of the issue date and are subject to change without notice.

Only main changes in specifications are described in this document. Please be sure to read the relevant catalogs, datasheets, product specifications, instructions, and manuals for precautions and necessary information when using products.